


















KEY

 INDICATIVE DEVELOPMENT PARCELS	 POTENTIAL FUTURE CONNECTIONS	 EXISTING WATERCOURSE	 KEY FRONTAGES	 INDICATIVE LOCATION OF ALLOTMENTS
 INDICATIVE OPEN SPACE	 SPINE ROAD	 INDICATIVE SPORTS HUB	 INDICATIVE TREE PLANTING	 INDICATIVE LOCATION OF CEMETERY
 INDICATIVE ATTENUATION	 BLUE LINK	 INDICATIVE PLAY AREA	 INDICATIVE EMPLOYMENT LAYOUT	 INDICATIVE LOCATION OF TOWN PARK

HIGH HAYDEN GARDEN COMMUNITY - MASTERPLAN

