

Public Document Pack



Meeting: EAP Future Communities
Date: Thursday 11th January, 2024
Time: 5:00pm
Venue: Virtual meeting, via Zoom

The meeting will be available for the public to view live at the Democratic Services North Northants YouTube channel:
<https://www.youtube.com/c/DemocraticServicesNorthNorthantsCouncil>

To members of the EAP Future Communities

Councillor Scott Edwards (Chair), , Councillor Jean Addison, Councillor Wendy Brackenbury, Councillor Philip Irwin, Councillor Macaulay Nichol, Councillor Joseph John Smyth and Councillor Lee Wilkes

Members of the Panel are invited to attend the above meeting to consider the items of business listed on the agenda.

Agenda			
Item	Subject	Presenting Officer	Page no.
01	Apologies for absence		
02	Members declarations of interest		
03	Minutes of the meeting held on 2nd November 2023		5 - 8
Items for discussion			
04	High Needs Block Challenges, Pressures, Mitigations and Requirements	Neil Goddard	9 - 26
05	School Effectiveness Update	Jo Hutchinson	27 - 60
06	Education Service Presentation	Neil Goddard	
07	Forward List of Items for the EAP		
08	Close of Meeting		

Adele Wylie, Monitoring Officer
North Northamptonshire Council



Proper Officer
3rd January 2024

This agenda has been published by Democratic Services.

Committee Administrator: Callum Galluzzo

☎01536 534234

✉callum.galluzzo@northnorthants.gov.uk

Public Participation and Attendance

Executive Advisory Panels are not subject to the full Local Government Act 1972 (as amended). Public meeting requirements do not apply for these meetings. If you wish to attend the meeting, please contact the named Democratic Services Officer or email democraticservices@northnorthants.gov.uk

Members' Declarations of Interest

Members are reminded of their duty to ensure they abide by the approved Member Code of Conduct whilst undertaking their role as a Councillor. Where a matter arises at a meeting which **relates to** a Disclosable Pecuniary Interest, you must declare the interest, not participate in any discussion or vote on the matter and must not remain in the room unless granted a dispensation.

Where a matter arises at a meeting which **relates to** other Registerable Interests, you must declare the interest. You may speak on the matter only if members of the public are also allowed to speak at the meeting but must not take part in any vote on the matter unless you have been granted a dispensation.

Where a matter arises at a meeting which **relates to** your own financial interest (and is not a Disclosable Pecuniary Interest) or **relates to** a financial interest of a relative, friend or close associate, you must disclose the interest and not vote on the matter unless granted a dispensation. You may speak on the matter only if members of the public are also allowed to speak at the meeting.

Members are reminded that they should continue to adhere to the Council's approved rules and protocols during the conduct of meetings. These are contained in the Council's approved Constitution.

If Members have any queries as to whether a Declaration of Interest should be made please contact the Monitoring Officer at – monitoringofficer@northnorthants.gov.uk

Press & Media Enquiries

Any press or media enquiries should be directed through the Council's Communications Team to NNU-Comms-Team@northnorthants.gov.uk

Webcasting

Meetings of the Council will be filmed by the Council for live and/or subsequent broadcast on the Council's website. The whole of the meeting will be filmed, except where there are confidential or exempt items. A copy will be retained in accordance with the Council's data retention policy.

If you make a representation to the meeting, unless you have specifically asked not to appear on the webcast, you are taking positive action to confirm that you consent to being filmed. You have been made aware of the broadcast and entering the Council Chamber you are consenting to be filmed by North Northamptonshire Council and to the possible use of those images and sound recordings for webcasting.

If you do not wish to have your image captured you should sit in the public gallery area that overlooks the Chamber.

The Council is obliged by law to allow members of the public to take photographs, film, audio-record, blog or tweet the proceedings at public meetings. The Council will only seek to prevent this should it be undertaken in a disruptive or otherwise inappropriate manner.

The Council intends to webcast all of its public meetings held at the Corby Cube, but if it is unable to do so, for the avoidance of doubt, the meeting will continue as scheduled and decisions and minutes made available on the Council's website in the normal manner.

If you have any queries regarding webcasting or the recording of meetings by the public, please contact democraticservices@northnorthants.gov.uk

This page is intentionally left blank

Minutes of a meeting of the EAP Future Communities

At 5.00 pm on Thursday 2nd November, 2023 held as a
Virtual meeting, via Zoom

Present:-

Members

Councillor Scott Edwards (Chair)
Councillor Jean Addison
Councillor Wendy Brackenbury
Councillor Philip Irwin

Councillor Macaulay Nichol
Councillor Lee Wilkes

Officers

David Watts	Executive Director of Adults, Communities & Wellbeing
Neil Goddard	Assistant Director, Education
Charlotte Franks	Head of SEND and Vulnerable Groups (Interim)
Marsha Brown	Project Manager - Children's Services
Susan Tanner	Assistant Director Commissioning & Partnerships
Jo Hutchinson	Head of School Effectiveness North
Callum Galluzzo	Democratic Services

29 Apologies for absence

Apologies for absence were received from Councillor Joseph Smyth.

30 Members declarations of interest

The chair asked members to declare any interests on items present on the agenda.

No declarations were registered.

31 Minutes of the meeting held on 7th September 2023

RESOLVED That the he minutes of the meeting held on 7th September 2023 be approved as a correct record and signed by the Chair.

32 Special Educational Needs and Disability (SEND) and Education, Health, and Care Plans (EHCP) update

Members received a report which sought to update members on the Special Education, needs and Disability (SEND) services and provided specificity around the Education, Health and Care (EHC) team.

Members noted that there continued to be a high volume of requests for statutory systems which is placing pressure across the system. SEND services needed to continue to invest in early help services to support emerging needs as they present

themselves to support children and their families at earlier stages of their SEND journey.

It was noted that the local authority continued to invest in earlier preventative support in the form of outreach and early help support to mainstream schools. There was continued improvement of engagement with the sector including half termly Special Educational Needs Coordinator (SENCO) meetings, SENCO conferences and meet the team parent events. There had also been recent training from the EHC team on the phased transfer process and annual reviews and these have been well attended by the sector.

Permanent recruitment within the Education, Health and Care team was underway and it was noted that this would provide the service with much needed stability and enable them to continue to develop and improve services. A re-organisation of roles within the service will also improve communication. The SEND services continued to invest in opportunities to expand specialist provision. They also continued to look for opportunities to bid for new special schools.

Members then heard that the EHC service had been under close monitoring with the development of the Children's Services Performance Report. On a monthly basis the data was circulated, and service leads were invited to provide commentary. This report was then discussed in Children's Services monthly Improvement Board. Whilst data demonstrated that the performance with meeting 20 week timescales is high, there were other factors to consider. Due to the timeliness of advices (from Educational Psychology, social care and a range of health services) this often lead to finalising the plan by naming a type of provision as opposed to an actual school name.

Following debate it was,

RESOLVED That the Executive Advisory Panel notes the update with regards to SEND services and the EHC Team

33 Wilby CE VA Primary School Relocation to the Glenvale Park Development, Wellingborough

Members received a report which sought to inform the Executive Advisory Panel following a 30-day public consultation with regards to the Wilby CE VA Primary School Relocation to the Glenvale Park Development, Wellingborough.

It was noted that consultation was hosted on the Council's Consultation and Engagement Hub and commenced 5th September 2023 and concluded on 5th October 2023. The public consultation was supported by the Council's Consultation and Engagement Team. The structure and design of the consultation set out the proposal and enabled both online and non-digital means of participation, in accordance with nationally recognised good practice. The consultation was published on the local BBC News website, sent to Councillors, Teaching and Support Staff Union Representatives, local members of parliament, town and parish Councils, partner organisations, members of the Council's Consultation Register, and with members of the North Northamptonshire Residents' Panel who resided within the local area.

Members noted that in total, 202 respondents filled out a questionnaire either partially or fully and 2 respondents submitted a written response.

The Summary of responses were noted as follows:-

- Respondents were asked to what extent they support or oppose the proposal; there were 160 responses to this question, two thirds (63.1%) said they strongly support or tend to support the proposal and one third (33.8%) said they strongly oppose or tend to oppose the proposal.
- When comparing the responses to this question to the different types of respondents; 66 respondents who identified themselves as either a pupil or parent/carer/guardian of a pupil of responded as follows: 58.2% supported the proposal and 40.0% opposed the proposal.
- In summarising the responses from 18 members of staff of Wilby CE VA Primary and the Parent Teacher Association (PTA), a total of 92.3% supported the proposal. Of all the other respondents 61.2% supported the proposal and 33.7% opposed the proposal.
- Respondents were invited to share their feedback on why they felt the proposal would have a positive impact; a total of 103 respondents responded and nearly three quarters expressed their general support. A small number shared feedback relating to concerns over transport/or safe routes to the new school, with one reference to an assurance being made regarding free school transport to the school for pupils.
- Respondents were also invited to share whether they felt the proposal would have any negative impacts, there were 74 responses. Almost half of the responses were in relation to the heart of the village and the community life being taken away as a result of the relocation. A third of responses related to the additional travel and adding additional vehicles to the current traffic and alongside this was a quarter of responses with concerns regarding the environment with the additional traffic on the road/safety concerns for children with a perception of no safe walking routes to Glenvale Park from Wilby.

The Executive were to be invited at their meeting on the 16th November 2023 to reflect on the outcome of the formal consultation when considering the request for approval of the relocation of Wilby CE VA Primary School to the Glenvale Park development. It was noted that the Executive decision must be made within a period of two months of the end of the formal consultation period.

Members heard that If the relocation of Wilby CE VA Primary School to the Glenvale Park development is approved then the DfE guidance 'Making a Significant Change to an Academy or Maintained School' process will continue at pace. Simultaneously, the necessary preparations and planning for the relocation were to begin immediately.

34 Forward List of Items for the EAP

The following items were agreed for the January 2024 meeting:

- High Needs block spending and pressures
- Analysis of LEA School Examination Results

- Education Service Presentation

RESOLVED that: the Executive Advisory Panel Future Communities agreed Future items for its meetings.

35 Close of Meeting

There being no further business, the Chair thanked Members and Officers for their attendance and closed the meeting.

The meeting closed at 6.34 pm

Chair

Date

High Needs Block Challenges, Pressures, Mitigations and Requirements

Future Communities EAP

11th January 2024





Context of North Northamptonshire Council

Predecessor Northamptonshire County Council (NCC) found to be financially unviable and Children's Services Inadequate

Through LGR in April 2021, NCC abolished and North Northamptonshire (NNC) and West Northamptonshire

Northamptonshire Childrens Trust (NCT) created to provide and improve Children's Social Care, Early Help, Children's Centres, Youth Offending and Youth Services across old county footprint

New NNC has :

- 4 Nursery Schools
- 111 Primary Schools
- 20 Secondary Schools
- 1 All through School
- 8 Special Schools
- 0 PRU's / AP settings



Significant backlog of EHCP cases not assessed, pupils held in mainstream

No in area PRU / AP schools, and local provision all rated as inadequate

Early Help services held by NCT and focussed on Social Care issues

Limited SEND provision (units / special school satellites) outside of Special Schools, all of which full

No advisory teacher services

Lack of support to Early Years SEND



Investment in team and development of appropriate processes has led to performance now being circa 75%

Investment in commissioned resources has strengthened team and led to improved performance

Significant backlog of EHCP cases not assessed, pupils held in mainstream

Backlog largely addressed and very few cases over 26 weeks

Numbers of EHCP in mainstream increasing, focus on inclusion with schools

No in area PRU / AP schools, and local provision all rated as inadequate

DfE brokered joint working with regional outstanding provider, bid for new AP school outcome awaited

Early Help services held by NCT and focussed on Social Care issues

Development of outreach services from three Special Schools to support inclusion and identification of



Limited SEND provision (units / special school satellites) outside of Special Schools, all of which full
New units and Special School Satellites created, Special Schools expanded, unsuccessful bid for new
Special School, refocus of S106 on creating special provision, further new provision planned subject to
funding, detailed sufficiency strategy being developed

New Special Nursery setting opened, further places planned

No advisory teacher services


Outreach services provide specialist support, increased use of Sensory Impairment Services to support
schools

New processes established to provide required assurance on spend and to forecast future costs

Early Help Locality Funding process developed and implemented, provides consistency and challenge

Lack of support to Early Years SEND

Development and implementation of new SENIF and SENIF+ funding and review of Early Years Services



High Needs Block Summary

Table 3a - Comparison in Spend between Years on the HNB	2022/23			2023/24			2023/24 Variances			
	Budget	Outturn	Variance	Budget @ P7	P7 Forecast Outturn	P7 Forecast Variance	Increase in Budget	Increase in Spend	2022/23 Variances	P7 Forecast Variance
	£'000	£'000	£'000	£'000	£'000	£'000	£'000	£'000	£'000	£'000
High Needs Block	52,370	54,347	1,977	57,925	67,243	9,318	5,555	12,896	1,977	9,318
Comments The HNB Budget increased by 5,555 between 22/23 and 23/24 - spend has increased by 12,896 and there was an overspend of 1,977 in 2022/23 which has resulted in a pressure of 9,318										



Pressures

2023/24 HNB Outturn

	2023/24 Budget	2023/24 Forecast Spend	Variance
TOTAL SENIF PLUS			
TOTAL MAINSTREAM TOP UP			
TOTAL MAINSTREAM UNITS			
TOTAL SPECIAL SCHOOLS			
TOTAL OUT OF AREA			
TOTAL INDEPENDENT			
TOTAL ALTERNATIVE PROVISION			
Post 16 Top up			
AP Free Schools			
Support Services			
TOTAL HIGH NEEDS BLOCK			
HNB Allocation			
Transfer from SB (0.5%)			
Total HNB Funding			
Budgeted Deficit			



Pressures

Increased number of children with SEND and EHCP

At the end of November 2023, 3,704 children and young people had EHC plans. The cohort has increased by 8%

The total number of young people with a SEND need has risen from 7,284 in 2018 to 10,109 giving an increase of 38.7%

There is an increased number of 'move in's' to the LA, many of these children have EHCP's and many others have



Pressures

Insufficiency of special school places resulting in costly independent provision

Sufficiency issues in local SEND placements meaning greater use of independent providers at significantly

There are 21 more children attending independent special school provision this year. This is despite

pressure on places and provision



Pressures

Exclusions and alternative provision

Attendance

continues to be significantly higher than pre-Covid, in line with national situation

The number of parents choosing to move their children to EHE (192 since beginning of the term), and then

Pressure on mainstream secondary school places reduces options to meet needs



Pressures

2023/24 HNB Outturn and 2024/25 DRAFT High Needs Block Budget

	2023/24 Budget	2023/24 Forecast Spend	Variance	Total DRAFT 2024/25 Budget
TOTAL SENIF PLUS				
TOTAL MAINSTREAM TOP UP				
TOTAL MAINSTREAM UNITS				
TOTAL SPECIAL SCHOOLS				
TOTAL OUT OF AREA				
TOTAL INDEPENDENT				
TOTAL ALTERNATIVE PROVISION				
Post 16 Top up				
AP Free Schools				
Support Services				
TOTAL HIGH NEEDS BLOCK				
HNB Allocation				
In Year Deficit				
Transfer from SB (0.5%) *				
Total HNB Funding				
Budgeted Deficit (inc 0.5% transfer)				
Additional Transfer from SB (0.5% - 1.5%) *				
Potential Reduced Deficit (Maximum transfer)				

Cumulative Deficit



Mitigations

2024/25 DRAFT High Needs Block Budget Non Statutory Functions

Total DRAFT 2024/25
Budget

Early Years - SENIF Plus
Mainstream Schools - Early Help Locality Funding
Mainstream Schools - Special Arrangements
Mainstream Units - Special Arrangements
Special Schools - Special Arrangements
Outreach Services
Inclusion Projects
Inclusion Services
Specialist Support Services
Northamptonshire Parent Partnership Service

TOTAL NON STATUTORY FUNCTIONS



Mitigations

Implementation of co-produced SEND strategy

Implementation of Coproduction Charter

Development SEND Sufficiency Strategy

Development of Joint Commissioning Strategy

Further development of system wide approach through SEND Accountability Board

Focus on support for inclusion in all schools

Review and refocus of Early Help services

Development of joint work with Third Sector organisations

Development of further capacity to better meet needs

Move to permanent, sustainable staffing structures

Develop Family Hubs offer to provide better access to Early Help services



Mitigations

Review of EHCP funding bands

Review of Special School RAS funding

Implementation of new blended model of EP delivery through retained and commissioned resources

Review of scope of outreach services

Development of new approaches to AP in partnership with Secondary Academies

Further development of EOTAS and personal budget offer

Identification and brokerage of best practice in local schools to support others

Implementation of new ECMS to improve systems, processes and customer experience

Review of non-statutory services funded through HNB



Requirements

Revenue

Recognition that post LGR DSG / HNB does not reflect needs in NNC

Agreement to transfer more than 0.5% of SB to HNB in 2024/25

Access to additional revenue resources to deliver focussed developments around inclusion and SEND

Capital

Additional capital resources to continue creation and expansion of new SEND provision to meet needs

Schools

Focus, support and challenge on inclusion in all schools and academies

School funding reviewed and increased to reflect expectations and demands



Requirements

Local Authority

Sharing of best practice around all aspects of SEND and identification of Peer to Peer support opportunities

Effective SEND support from DfE advisors focussed on pragmatic solutions to immediate and medium term challenges

Clarity around expectations in relation to management of budget position

strategic planning

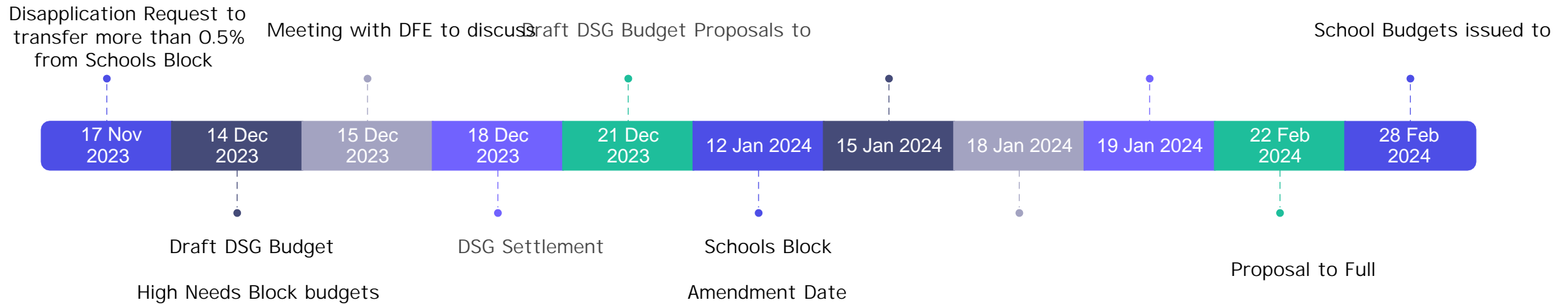
OfSTED

Focus on inclusion and identification of poor practice as part of school inspection process

Targeted inspections where schools are seen not to be acting in an inclusive way



Timeline





North
Northamptonshire
Council

Questions / Contacts

Neil Goddard

Assistant Director Education

Neil.goddard@northnorthants.gov.uk

Charlotte Franks

Interim Head of SEND

Charlotte.franks@northnorthants.gov.uk

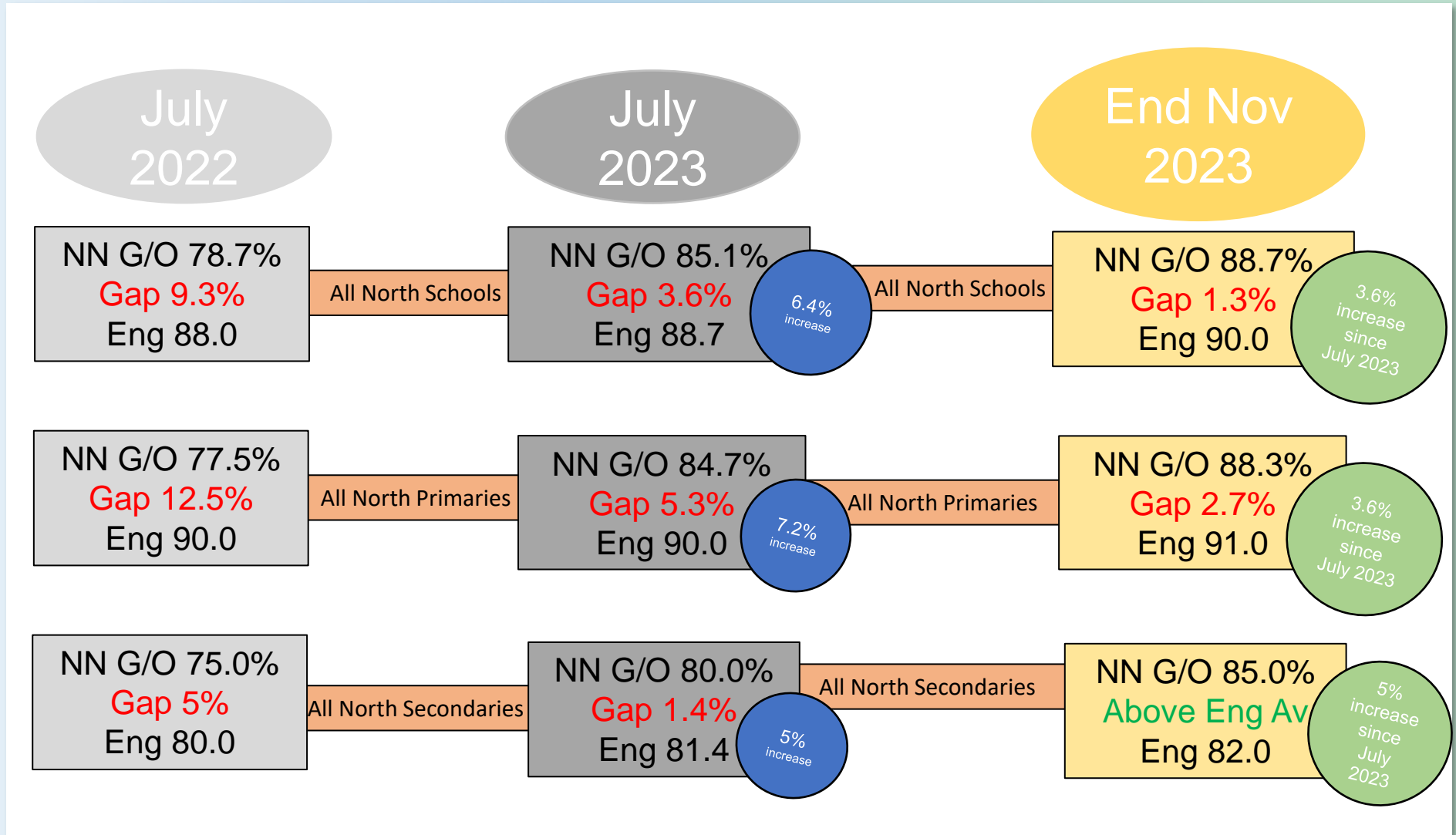
Yoke O'Brien

yoke.obrien@northnorthants.gov.uk

School Effectiveness Update



Inspections 2022-2023



Headlines

| Validated Data 2023



Good Level of Development (GLD)

National 2023: 67.2%

North Northants (NN) 2023: 66.1 (EM: 66.8%)

July 2022

July 2023

National was 65% in 2022

↓ NN was 3% lower than national at 62%

National 67%

NN now 1% lower than national ↓

↑ NN GLD = 4% INCREASE in 2023

Early Years LOCALITY AREA

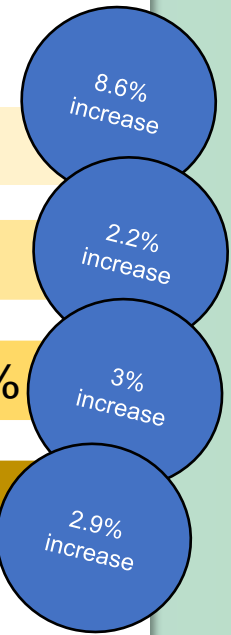
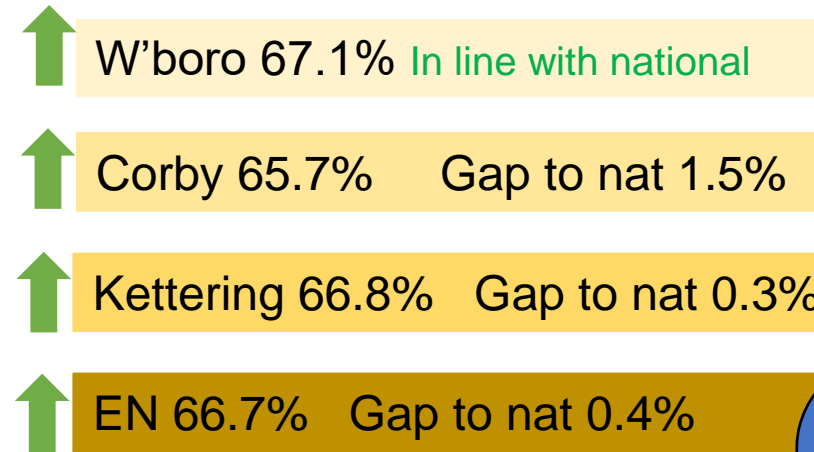
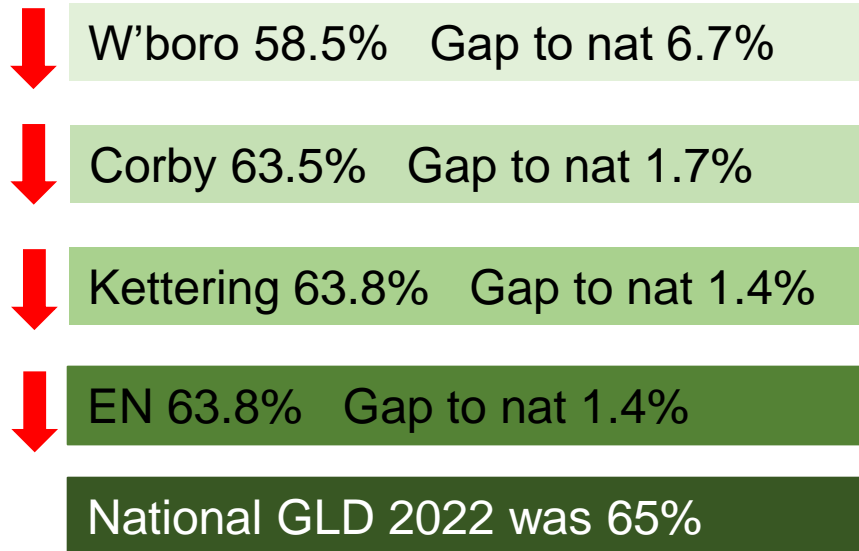
Good Level of Development (GLD)

National 2023: 67.2%

North Northants (NN) 2023: 66.1 (EM: 66.8%)

July 2022

July 2023



Phonics Year 1

National Year 1 Phonics 2023: 79%

North Northants (NN) 2023: 77% (76.7%)

(EM: 78.7%)

July 2022

National 75%

↓ NN phonic screening pass percentage was 72% in 2022, 3% lower than national

July
2023

National 79%.

NN gap to national reduced to 2%.

**NN Phonics = 5% INCREASE in
2023**

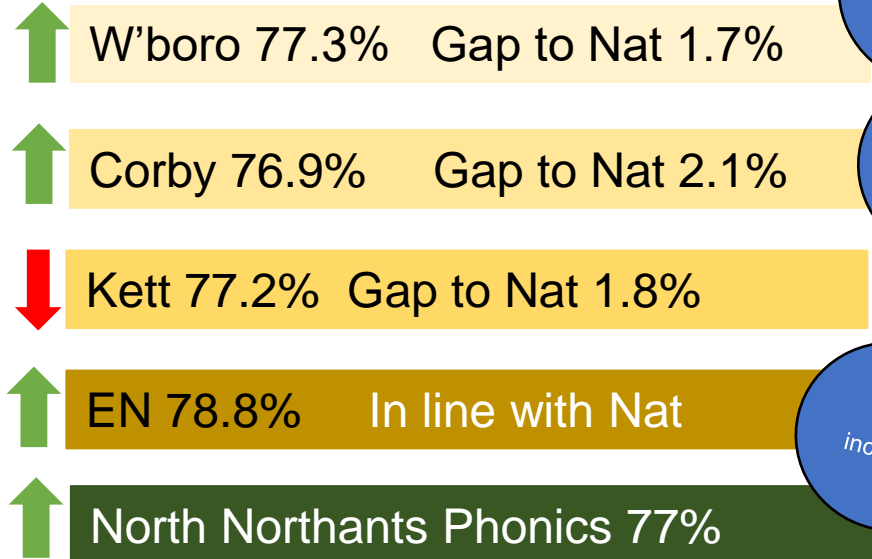

Phonics LOCALITY AREA

National Year 1 Phonics 2023: 79%

North Northants (NN) 2023: 77% (76.8%) (EM: 78.7%)

July 2022

July 2023



Phonics Year 2

National Year 2 Phonics 2023: 89%

North Northants (NN) 2023: 63%

July 2022

National 87%



NN phonic screening pass percentage was 38% in 2022, 49% lower than national

July 2023

North Northants gap to national reduced to 10%.

North Northants Year 2 Phonics = 26% INCREASE in 2023

Key Stage 1 RWM Combined

National Key Stage 1 Reading, Writing and Maths(RWM) combined 2023: 56.0%

North Northants (NN) 2023: 52% (52.5%) (EM: 54.8%)

July 2022

National RWM 54%

NN RWM was 50% in 2022, 4% lower than national.

July 2023

↓ NN remains 4% lower than national.

↑ NN RWM = 2% INCREASE in 2023

Key Stage 1 RWM Combined LOCALITY AREA

National Key Stage 1 Reading, Writing and Maths (RWM) combined 2023: 56.0%
 North Northants (NN) 2023: 52% (52.5%) (EM: 54.8%)

July 2022

W'boro 48.1% Gap to nat 5.9%

Corby 49.6% Gap to nat 4.4%

Kettering 52.8% Gap to nat 1.2%

EN 52.8% Gap to nat 1.2%

North Northants RWM 50%

July 2023

W'boro 48.0% Gap to Nat 8%

Corby 50.1% Gap to Nat 5.9%

↑ Kett 56.9% Above National and NN

↑ EN 57.7% Above National and NN

North Northants RWM 52%

Key Stage 1 - Reading

National Key Stage 1 reading 2023: 68%

North Northants (NN) reading 2023: 66.0%

(EM: 67%)

July 2022

July
2023

National reading 67%

NN reading 2% lower than national.

NN reading 63% in 2022.
4% lower than national.

**NN KS1 READING = 3%
INCREASE in 2023**

Key Stage 1 Reading LOCALITY AREA

National Key Stage 1 reading 2023: 68.0%

North Northants (NN) reading 2023: 66.0% (EM: 67%)

July 2022

July 2023

↓ W'boro 60.9% Gap to nat 6.1%

↑ W'boro 65.3% Gap to Nat 2.7%

↓ Corby 62.2% Gap to nat 4.8%

↑ Corby 64.2% Gap to Nat 3.8%

↓ Kettering 66.7% Gap to nat 1.2%

↑ Kett 68.7% Above National and NN

↓ EN 67.8% Gap to nat 1.2%

↑ EN 70.4% Above National and NN

↓ North Northants reading 63%

↑ North Northants reading 66%

5.2% increase

2% increase

2% increase

2.6% increase

Key Stage 1 - Writing

National Key Stage 1 writing 2023: 60%

North Northants (NN) writing 2023: 57% (56.6%)

(EM: 58.9%)

July 2022

July 2023

National 58%

↓ NN 3% lower than national.

↓ NN writing was 55%, 3% lower than national.

NN Writing = 2% INCREASE in 2023

Key Stage 1 Writing LOCALITY AREA

National Key Stage 1 writing 2023: 60%

North Northants (NN) writing 2023: 57% (56.6%) (EM: 58.9%)

July 2022

July 2023

↓ W'boro 52.0% Gap to nat 6%

↑ W'boro 52.6% Gap to Nat 7.4%

↓ Corby 55.5% Gap to nat 4.4%

↓ Corby 53.1% Gap to Nat 6.9%

↑ Kettering 59.1% Above National and NN

↑ Kett 61.9% Above National and NN

↑ EN 57.7% In line with national and above NN

↑ EN 61.8% Above National and NN

North Northants writing 50%

↑ North Northants writing 52%

0.6% increase

2.8% increase

4.1% increase

Key Stage 1 - Maths

National Key Stage 1 maths 2023: 70%

North Northants (NN) maths 2023: 68.4%

(EM: 69.9%)

July 2022

July
2023

↓ National 68%

↓ NN remains 2% lower than NCER national.

↓ NN maths was 65% in 2022, 4% lower than national.

NN Maths = 4% INCREASE in
2023

Key Stage 1 Maths LOCALITY AREA

National Key Stage 1 maths 2023: 70%

North Northants (NN) maths 2023: 68.4% (EM: 69.9%)

July 2022

July 2023

↓ W'boro 61.8% Gap to nat 6.2%

↑ W'boro 67.5% Gap to Nat 2.5%

↓ Corby 64.9% Gap to nat 3.1%

↑ Corby 66.5% Gap to Nat 3.5%

↑ Kett 68.3% In line with national and above NN

↑ Kett 72.1% Above National and NN

↑ EN 67.6% In line with national and above NN

↑ EN 71.9% Above National and NN

↓ North Northants maths 65%

↑ North Northants maths 68%

5.7% increase

1.6% increase

3.8% increase

4.3% increase

Key Stage 2 – RWM Combined

National Key Stage 2 RWM 2023: 60%

North Northants (NN) RWM 2023: 56% (55.6%)

(EM: 57.7%)

July 2022

National 59%



North Northants RWM 56%, 3% lower than national

July 2023

National up 1% from 2022



North Northants RWM remained at 56%, 4% lower than national

Key Stage 2 RWM Combined LOCALITY AREA

National Key Stage 2 RWM 2023: 60%

North Northants (NN) RWM 2023: 56% (55.6%) (EM: 57.7%)

July 2022

July 2023

W'boro 51.7% Gap to nat 7.3%



W'boro 59% Gap to national 1%

Corby 55.6% Gap to nat 3.4%



Corby 54% Gap to national 6%

Kettering 57.6% Gap to nat 1.4%



Kett 56% Gap to national 4%

EN 59.9% In line



EN 57% Gap to national 3%

National RWM 2022 was 59.0%

National RWM 60.0%

7.3% increase

BROADLY IN LINE

Key Stage 2 - Reading

National Key Stage 2 reading 2023: 73%

North Northants (NN) 2023: 69% (68.8%) (EM: 70.9%)

July
2022

National reading 75%

North Northants reading
percentage 71%, 4% lower than
national in 2022



July
2023

North Northants reading
percentage 69%, 4% lower than
national

KS 2 Reading LOCALITY AREA

National Key Stage 2 reading 2023: 73%

North Northants (NN) 2023: 69% (68.8%) (EM: 70.9%)

July 2022

W'boro 69.9% Gap to nat 5.1%

Corby 72.4% Gap to nat 2.6%

Kettering 72.7% Gap to nat 2.3%

EN 73.3% Gap to nat 1.7%

National Reading 2022 was 75.0%

July 2023

W'boro 70.0% Gap to national 3%

↓ Corby 67% Gap to national 6%

↓ Kett 71% Gap to national 2%

EN 73% Above NN and in line with national

Above North Northants

Above North Northants

Key Stage 2 - Writing

National Key Stage 2 writing 2023: 71%

North Northants (NN) writing 2023: 69% (69.1%)

(EM: 70.3%)

July 2022

National writing percentage 69%

North Northants writing percentage 68%, 1% lower than national in 2022

July 2023

NN Writing = 1% INCREASE in 2023

KS 2 Writing LOCALITY AREA

National Key Stage 2 writing 2023: 71%

North Northants (NN) 2023: 69% (69.1%) (EM: 70.3%)

July 2022

July 2023

W'boro 68.3% Gap to nat 0.7%

↑ W'boro 71% Above NN and in line with national

2.7% increase

Corby 66.1% Gap to nat 2.9%

↑ Corby 69% Gap to national 2%

Kettering 68.8% Broadly in line

Kett 69% Gap to national 2%

EN 71.9% Above national

↑ EN 74% Above NN and in line with national

2% increase

National Writing 2022 was 69.0%

Key Stage 2 - Maths

National Key Stage 2 maths 2023: 73%

North Northants (NN) maths 2023: 70% (70.4%)

(EM: 72.3%)

July 2022

National maths percentage was 71%

North Northants maths percentage 70%, 1% lower than national in 2022

July 2023

The national maths percentage is 73%, an increase of 2% from 2022

North Northants maths percentage is lower than national at 70%, remaining unchanged from last academic year. The gap between NN and national has widened to 3%.

KS 2 Maths LOCALITY AREA

National Key Stage 2 maths 2023: 73%

North Northants (NN) maths 2023: 71% (70.5%)

(EM: 72.3%)

July 2022

W'boro 64.0% Gap to nat 7%

Corby 69.3% Gap to nat 1.7%

Kettering 72.4% Above national

EN 76.0% Above national

National Maths 2022 was 71.0%

July 2023



W'boro 74% Above NN and national

10% increase

Corby 69% Gap to national 4%



Kett 73% Above NN and in line with national



EN 71% Gap to national 2%

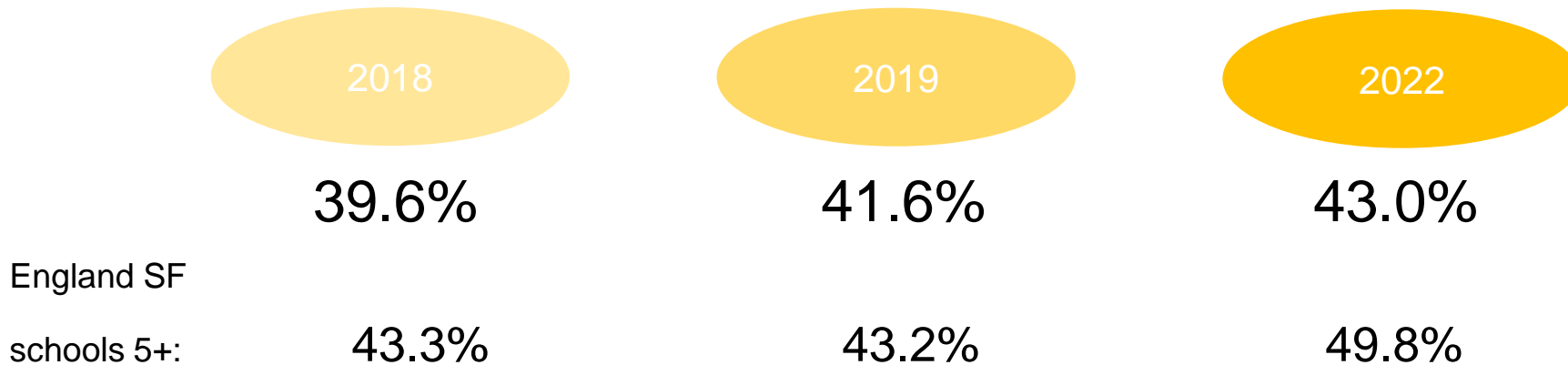
Key Stage 4 – Grade 5 or Above in English and Maths GCSE

ENGLAND all schools 2023: 42%

ENGLAND state funded schools 2023: 45%

North Northants (NN) state funded schools 2023: 40%

Historical Data North Northants state funded schools: Grade 5 or above in English and Maths GCSE:



Key Stage 4 – Grade 5 or Above in English and Maths GCSE - LOCALITY AREA

ENGLAND all schools 2023: 42%

ENGLAND state funded schools 2023: 45%

North Northants (NN) state funded schools 2023: 40%

July
2023

W'boro 25% of schools were in line with or above ENGLAND state funded schools

Corby 40% of schools were in line with or above ENGLAND state funded schools

Kett 67% of schools were in line with or above ENGLAND state funded schools

EN 20% of schools were in line with or above ENGLAND state funded schools

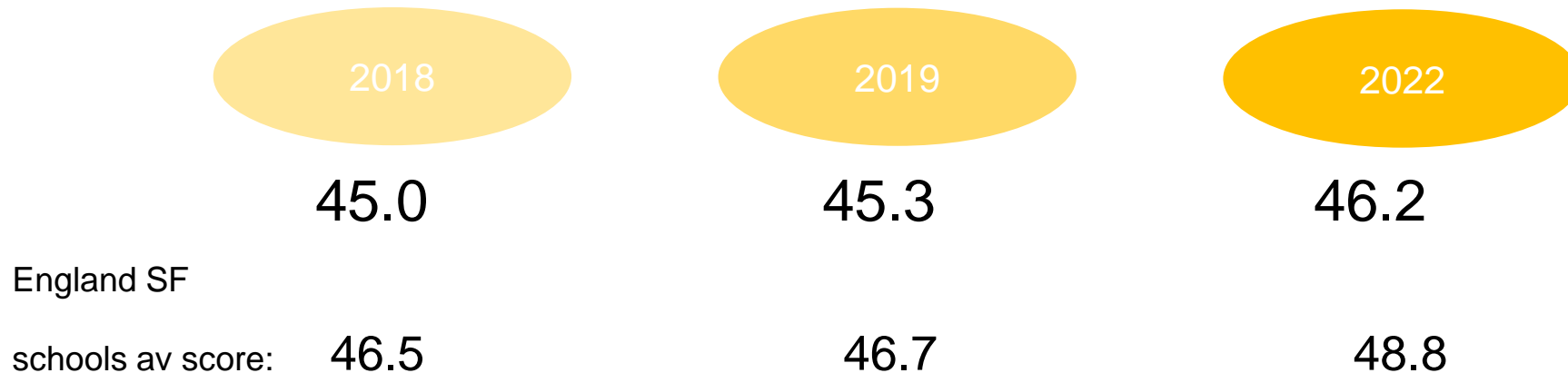
Key Stage 4 – Attainment 8 Average Score

ENGLAND all schools 2023: 44.5

ENGLAND state funded schools 2023: 46.2

North Northants (NN) state funded schools 2023: 44.2

Historical Data North Northants state funded schools:
Attainment 8 Average Score:



Key Stage 4 – Attainment 8 Average Score - LOCALITY AREA

ENGLAND all schools 2023: 44.5

ENGLAND state funded schools 2023: 46.2

North Northants (NN) state funded schools 2023: 44.2

July
2023

W'boro 25% of schools were in line with or above ENGLAND state funded schools average score

Corby 40% of schools were in line with or above ENGLAND state funded schools average score

Kett 67% of schools were in line with or above ENGLAND state funded schools average score

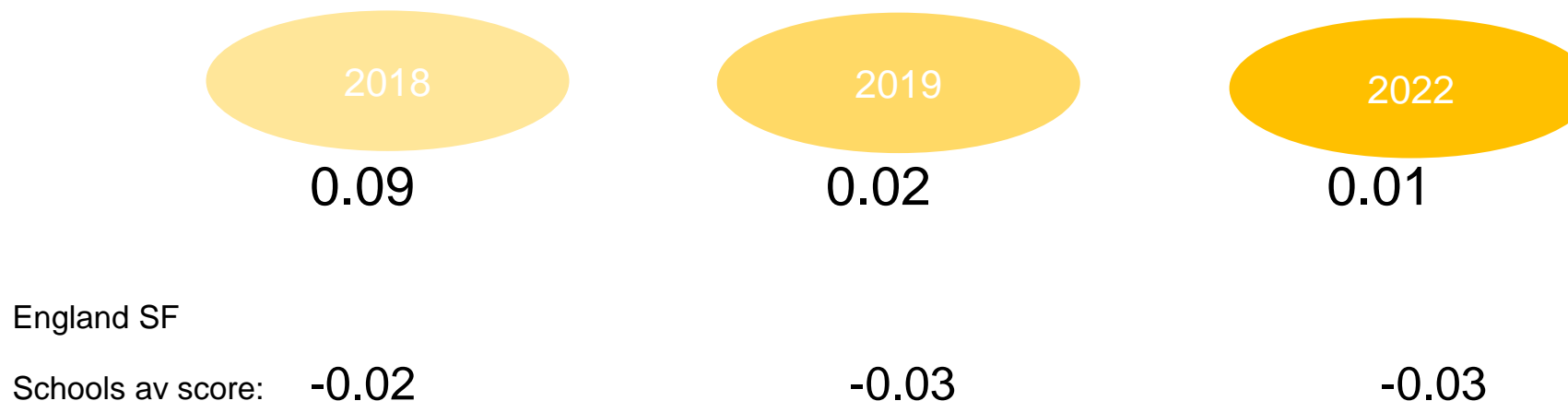
EN 20% of schools were in line with or above ENGLAND state funded schools average score

Key Stage 4 – Progress 8 Average Score

ENGLAND state funded schools 2023: -0.03

North Northants (NN) state funded schools 2023: 0.04

Historical Data North Northants state funded schools: Progress 8 Average Score:



Key Stage 4 – Progress 8 Average Score - LOCALITY AREA

ENGLAND state funded schools 2023: -0.03

North Northants (NN) state funded schools 2023: 0.04

July 2023

Wellingborough

Well above/above average: 25%
Average: 75%
Below/Well below average: 0%

Corby

Well above/above average: 20%
Average: 60%
Below/Well below average: 20%

Kettering

Well above/above average: 67%
Average: 16%
Below/Well below average: 16%

East Northants

Well above/above average: 0%
Average: 40%
Below/Well below average: 60%

Key Stage 5 Updated Information

		2020/21	2021/22	2022/23
North Northamptonshire	Average A level result	B	B-	C+
	Average applied general result	Dist	Dist	Dist-
	Average tech level result	Dist*-	Dist*-	Dist
	% achieving 3 A* to A	25.1%	14.6%	10.8%
	% achieving ≥ AAB	38.9%	25.5%	19.0%
East Midlands	Average A level result	B	B-	C+
	Average applied general result	Dist-	Dist-	Merit+
	Average tech level result	Dist-	Merit+	Merit+
	% achieving 3 A* to A	24.1%	16.7%	10.8%
	% achieving ≥ AAB	37.0%	27.1%	18.4%
England	Average A level result	B	B-	C+
	Average applied general result	Dist-	Dist-	Merit+
	Average tech level result	Dist-	Dist-	Merit+
	% achieving 3 A* to A	25.0%	20.0%	13.3%
	% achieving ≥ AAB	37.3%	31.0%	22.0%

SE Update on Initiatives Introduced in September 2023





Phonics Focus



Ongoing positive strategic
engagement by School
Effectiveness Team (SET) with
the English Hub




SET School Improvement Partners
(SIPs) monitoring key performance
data for phonics with schools



Engaging LAM schools with the
English Hub

Leading English in Schools



Identify and utilise
research and data to
underpin this offer



Build English expertise and leadership
resource



Senior leaders and partners aware of
key performance data



Invite best practice
partners/hubs to the
planning team



Improve outcomes in English



Create a platform for schools to
access resources